




450/750V Track Feeder Cables to RT/E/S/21101

Applications

The cables can provide the 450/750 volt DC supply from Traction Substations and Track Paralleling Huts to conductor rails, negative cable connections and where appropriate bonding.



Standards

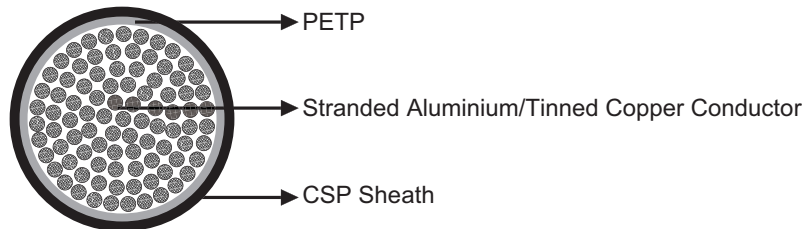
- NR/PS/ELP/21101 (formerly RT/E/S/21101)
- BS 638 Part 4
- UNE 21027

Construction

- Conductors: Class 5 stranded aluminium or tinned copper to BS EN 60228: 2005 (previously BS 6360).

- Core Wrapping: PETP (Polyethylene Terephthalate).

- Sheath: CSP(Chlorosulfonated Polyethylene) type RS4 to BS 6899.
- H.O.F.R. heat resistant, oil resistant and flame retardant.



Electrical Characteristics at 20°C

Nominal Conductor Cross Section	mm ²	161	500	630	150	240	500	800	1000
Conductor Material		copper			Aluminium				
Maximum DC Conductor Resistance	Ω/km	0.109	0.0369	0.0286	0.206	0.125	0.0605	0.0307	0.0291
Assigned Continuous Current Rating	A	550	1200	1500	430	550	800	1200	1500
Voltage Rating	KV	0.45/0.75							

Mechanical and Thermal Properties

- Minimum Bending Radius: 10×OD (Aluminium Conductor); 8×OD (Copper Conductor)
- Operating Temperatures: -25°C to +85°C (during operation); -10°C to +70°C (during installation)



Dimensions and Weight

Cable Code	No. of cores & Nominal Conductor Cross Sectional Area No. × mm ²	No. & Nominal Diameter of Strands No/mm	Nominal Sheath Thickness mm	Nominal Overall Diameter mm	Nominal Weight kg/km	Polarity/ Gland Size
Copper Conductor						
RF21101-H01N2-D-450/750V-1G161CU	1×161	820/0.5	4.0	25.9	2050	negative/32
RF21101-H01N2-D-450/750V-1G500CU	1×500	1769/0.6	4.0	42.3	5582	negative/50
RF21101-H01N2-D-450/750V-1G630CU	1×630	2257/0.6	4.0	45.9	6879	positive/63S
Aluminium Conductor						
RF21101-H01N2-D-450/750V-1G150AL	1×150	756/0.5	4.0	20.5	581	negative/25
RF21101-H01N2-D-450/750V-1G240AL	1×240	1221/0.5	4.0	29.6	1171	negative/40
RF21101-H01N2-D-450/750V-1G500AL	1×500	1769/0.6	4.0	42.0	2361	positive/50
RF21101-H01N2-D-450/750V-1G800AL	1×800	2825/0.6	4.0	50.2	3498	negative/63S
RF21101-H01N2-D-450/750V-1G1000AL	1×1000	3531/0.6	4.0	55.0	4226	positive/63




Impact Resistant



Highly Flexible



Oil Resistant



Weather Resistant



Laid In Ducts

